

# Ikelite Digital Housing


supplemental instructions

for

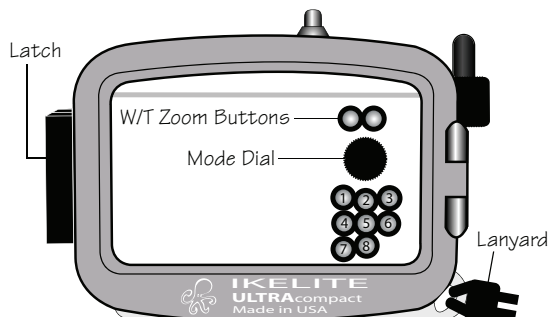
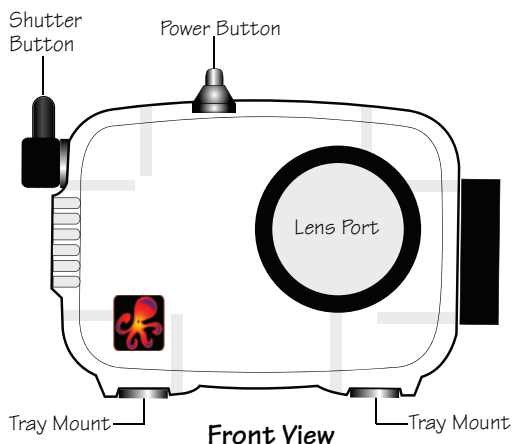
#6210.12 Sony W120/130 ULTRACompact Digital Housing

#6210.15 Sony W150/170 ULTRACompact Digital Housing

#6210.30 Sony W300 ULTRACompact Digital Housing



## Housing Controls



- |             |                    |                |
|-------------|--------------------|----------------|
| [1] Menu    | [4] Macro          | [7] Playback   |
| [2] Display | [5] Center Control | [8] Self-Timer |
| [3] HOME    | [6] Flash          |                |

### Back View

## Camera Setup (Sony W120, W130, W150, W170, W300)

1. Set ISO to "80"
2. Use "P" Exposure Mode. Use "M" mode for the W300.
3. For W300, set higher F-stop number which ranges from F8-F16.

**NOTE:** Camera will focus far away even if Macro Mode is on. You can back away from the subject and zoom in to avoid over-exposure if necessary.

## Ikelite W-20 Wide-Angle Conversion Lens #6420

An external wide angle conversion lens increases angle of coverage so you can get much closer to your subject while still fitting everything in the frame. Add an Ikelite W-20 or other wide-angle lens with an Ikelite accessory port adapter (if needed). Use for increased color and clarity in any conditions. Slight vignetting may occur at widest angle camera lens setting when using the W-20 or other wide-angle conversion lenses. Zoom in slightly to eliminate, or crop the image in post-processing.

**NOTE:** 67mm thread conversion lenses can be attached directly to the W150/W170 housing lens port. No adaptor is needed. Bayonet mount lenses will not attach to the larger W150/W170 lens port.

**#9306.81 67mm Threaded Adaptor** (except W150/W170)  
Allows attaching Ikelite W-20, Epoque, and Type II Inon screw-on lenses with 67mm threads. Includes larger size removable flash deflector. Needed for W120, W130, and W300 housings.

**#9306.80 Bayonet Mount Adaptor** (except W150/W170)  
Allows attaching of the Inon UWL-105AD bayonet style lenses. Includes larger size removable flash deflector. Needed for W120, W130, and W300 housings.

## Housing Lens Port (except W150/170)

Your new Ikelite housing features a 46mm threaded port for attachment of external 46mm accessory wet lenses.

## AF35 Strobe Package #4035

The AutoFlash AF35 kit is a great compliment, and an effortless, affordable way to add a flash to your new Ikelite point-and-shoot camera system. Everything you need to get started is in the box. Just attach it to the bottom of your housing and start taking pictures!

### AF35 AutoFlash kit includes:

- AF35 strobe
- Flex arm
- AutoFlash sensor
- Handle with rubber grip
- Tray (single or dual)
- Mounting hardware



## Strobe Compatibility Note:

The DS-200 Substrobe is NOT compatible with this camera system. Compatible strobes include the AF35, DS-51, DS-125, and DS-160.

Go to [www.ikelite.com](http://www.ikelite.com) for complete strobe and accessory info.

Ikelite Underwater Systems  
50 W 33rd Street  
Indianapolis, IN 46208 USA

When returning products send "attn. Repair Dept."

"general questions" e-mail: [ikelite@ikelite.com](mailto:ikelite@ikelite.com)  
[www.ikelite.com](http://www.ikelite.com)  
317-923-4523